



Livingstone Range
SCHOOL DIVISION



STAVELY SCHOOL

Lighthouse School

ANNUAL EDUCATION RESULTS REPORT
SEPT 2023 to JUNE 2024



LeaderinMe®

Alberta Education: Provincial Outcomes

Outcome 1: Alberta’s students are successful.

Outcome 2: First Nations, Métis, and Inuit students in Alberta are successful.

Outcome 3: Alberta’s students have access to a variety of learning opportunities to enhance competitiveness in the modern economy.

Outcome 4: Alberta’s K-12 education system is well governed and managed.

	LIVINGSTONE RANGE SCHOOL DIVISION	STAVELY SCHOOL
CATEGORY	2023-2026 GOALS	2024-2025 GOALS
LEADERSHIP	Students will develop the mindsets, behaviors, and skills to be effective, lifelong leaders.	Stavely School students will increase interpersonal skill development from 81% - 86% by May 2024.
CULTURE	Livingstone Range School Division is a welcoming, inclusive, supportive environment where students feel valued and actively engaged.	We will increase the number of students reporting a high trust relationship with a Stavely School staff member from 82 - 90% by May 2024.
ACADEMICS	Teachers play a meaningful role in helping their school reach their Wildly Important Goals that includes providing their students with the knowledge, opportunity, and support to set and achieve personally meaningful goals.	100% of Stavely students participating will meet the acceptable/satisfactory standard, and 40% of Stavely students will achieve the standard of excellence on grade-level assessments.

Our Mission

“Where Every Student Shines”



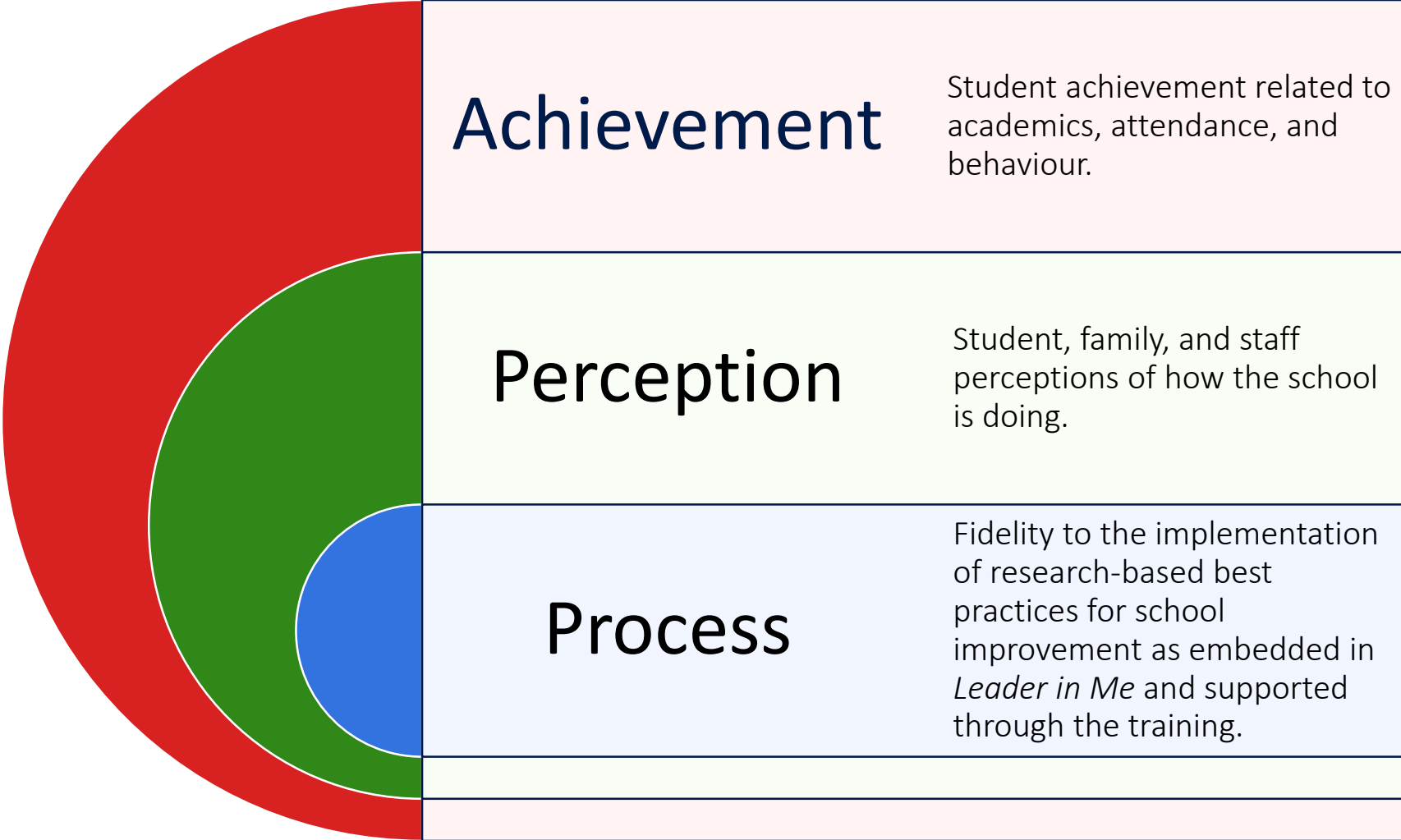
Ultimately, we hope to impact students by...



Stavely School students will receive the best education, equipping them with skills that prepare them for rural and urban careers, some of which may not exist yet. By providing students with a rigorous and relevant education grounded in a culture of care, students will develop the skills necessary to access critical and creative thinking competencies, leading to innovative thinking and high-quality leadership capabilities. By aligning divisional and school goals, professional development and continually improving student- and teacher efficacy, Stavely students will be the highest-achieving students in Alberta.



3 Types of Data



Perception Data

Spring 2024
Stavelly Elementary



Achievement and Perception Data



Required Alberta Education Assurance Measures - Overall Summary

Fall 2024

School: 6311 Stavelly Elementary School

Assurance Domain	Measure	Stavelly Elementary School			Alberta			Measure Evaluation		
		Current Result	Prev Year Result	Prev 3 Year Average	Current Result	Prev Year Result	Prev 3 Year Average	Achievement	Improvement	Overall
Student Growth and Achievement	Student Learning Engagement	93.3	100.0	93.8	83.7	84.4	84.8	n/a	Maintained	n/a
	Citizenship	97.9	99.0	94.7	79.4	80.3	80.9	Very High	Maintained	Excellent
	3-year High School Completion	n/a	n/a	n/a	80.4	80.7	82.4	n/a	n/a	n/a
	5-year High School Completion	n/a	n/a	n/a	88.1	88.6	87.3	n/a	n/a	n/a
	PAT6: Acceptable	100.0	100.0	100.0	68.5	66.2	66.2	Very High	Maintained	Excellent
	PAT6: Excellence	33.3	25.0	25.0	19.8	18.0	18.0	Very High	Maintained	Excellent
	PAT9: Acceptable	n/a	n/a	n/a	62.5	62.6	62.6	n/a	n/a	n/a
	PAT9: Excellence	n/a	n/a	n/a	15.4	15.5	15.5	n/a	n/a	n/a
	Diploma: Acceptable	n/a	n/a	n/a	81.5	80.3	80.3	n/a	n/a	n/a
	Diploma: Excellence	n/a	n/a	n/a	22.6	21.2	21.2	n/a	n/a	n/a
Teaching & Leading	Education Quality	100.0	100.0	95.6	87.6	88.1	88.6	Very High	Improved	Excellent
Learning Supports	Welcoming, Caring, Respectful and Safe Learning Environments (WCRSLE)	98.7	99.4	95.1	84.0	84.7	85.4	n/a	Maintained	n/a
	Access to Supports and Services	94.4	96.7	94.6	79.9	80.6	81.1	n/a	Maintained	n/a
Governance	Parental Involvement	100.0	100.0	94.2	79.5	79.1	78.9	Very High	Maintained	Excellent

Achievement Data | Elementary

Achievement Data Spreadsheet



ACADEMICS			GRADE 1			GRADE 2			GRADE 3		
			Jan 2024	Jun 2024	↑ ↓	Sept 2023	Jun 2024	↑ ↓	Sept 2023	Jun 2024	↑ ↓
DIVISION ONE PROVINCIAL ASSESSMENTS	Alberta Numeracy Screener	# Tested	11	7		14	4		12	12	
		% Proficient	36%	36	↑ ↓	71	86	↑ ↓	25	67	↑ ↓
	LeNs	# Tested	11	5		14	1				
		% Proficient	55	72	↑ ↓	93	100	↑ ↓			
	CC3	# Tested	11	2		14	3		12	8	
		% Proficient	82	82	↑ ↓	79	86	↑ ↓	67	50	↑ ↓

- *As per Alberta Education instructions, we only tested students still at risk.
- **Final % proficient was calculated by the following: $((\text{Total \# students} - \text{\# students at risk}) / \text{Total number of students}) * 100$

ACADEMICS			GRADE 6		
			2023	2024	↑ ↓
PROVINCIAL ACHIEVEMENT TESTS	English Language Arts	% Participation Rates/# Tested	100	EXE	↑ ↓
		% Acceptable Standard	100	EXE	↑ ↓
		% Standard of Excellence	50	EXE	↑ ↓
	Math	% Participation Rates/# Tested	100	EXE	↑ ↓
		% Acceptable Standard	100	EXE	↑ ↓
		% Standard of Excellence	12.5	EXE	↑ ↓
	Social Studies	% Participation Rates/# Tested	100	100	↑ ↓
		% Acceptable Standard	100	100	↑ ↓
		% Standard of Excellence	25	33	↑ ↓
	Science	% Participation Rates/# Tested	100	EXE	↑ ↓
		% Acceptable Standard	100	EXE	↑ ↓
		% Standard of Excellence	75	EXE	↑ ↓

Achievement Data | Elementary

Academics			Grade 1	Grade 2	Grade 3
			2024	2024	2024
DIVISION ASSESSMENTS	STAR Reading	# Tested	12	11	10
		% Proficient	67	73	20

Academics			Grade 4	Grade 5	Grade 6
			2024	2024	2024
SCHOOL DIVISION ASSESSMENTS	STAR Reading	# Tested	10	14	
		% Proficient	20	43	

Academics			Grade 4	Grade 5	Grade 6
			2024	2024	2024
SCHOOL DIVISION ASSESSMENTS	STAR Numeracy	# Tested	10	15	
		% Proficient	20	40	

Perception Data

[MRA Dashboard*](#)

MEASURABLE RESULTS ASSESSMENT (MRA)	CATEGORY	MEASURE	SUB-MEASURE	2023	2024	↑ ↓
	LEADERSHIP	Student Leadership	Personal Development	84	89	↑ ↓
	CULTURE	Supportive Student Environment	Trusting Relationships	89	95	↑ ↓
	ACADEMICS	Goal Achievement	Empower Students To Lead Their Own Learning	87	92	↑ ↓

ALBERTA EDUCATION ASSURANCE MEASURE	ASSURANCE DOMAIN	MEASURE	2023		2024		↑ ↓
			LRSD	School	LRSD	School	
	STUDENT GROWTH & ACHIEVEMENT	Student Learning Engagement	81.6	100.0	81.7	93.3	↑ ↓
Citizenship		79.8	99.0	79.5	97.9	↑ ↓	
TEACHING & LEADING	Education Quality	85.9	100.0	86.5	100.0	↑ ↓	
LEARNING SUPPORTS	Welcoming, Caring, Respectful, and Safe Learning Environments	84.1	90.8	84.9	98.7	↑ ↓	
	Access to Supports and Services	78.6	92.5	78.9	94.4	↑ ↓	
GOVERNANCE	Parental Involvement	73.7	88.3	78.0	100.0	↑ ↓	

[Implementation Progress Tool](#)

[Lighthouse Rubric Featured Collection](#)

Implementation Progress: Maturing



Submit Evidence for Lighthouse Readiness

Update Progress Progress Overview

Overview Core Paradigms Leadership Culture Academics

Core Paradigms

No Evidence  Sustaining

Fidelity to using maximizing patterns of thinking resulting in the achievement of targeted results in the categories of Leadership, Culture, and Academics.

Leadership

No Evidence  Sustaining

Fidelity to teaching leadership principles resulting in highly effective students and adults who are leaders in their school and community.

Culture

No Evidence  Sustaining

Fidelity to creating a leadership culture resulting in a high-trust environment where every person's voice is heard and their potential is affirmed.

Academics

No Evidence  Sustaining

Fidelity to aligning academic systems resulting in engaged students who are equipped to achieve and entrusted to lead their own learning.

October 2nd, 2023

Achieved Lighthouse: May 14, 2024

Implementation Progress: Sustaining




Update Progress

Progress Overview


Overview Core Paradigms Leadership Results Culture Results Academic Results

Core Paradigms

No Evidence  Sustaining


Fidelity to using maximizing patterns of thinking resulting in the achievement of targeted results in the categories of Leadership, Culture, and Academics.

Leadership Results

No Evidence  Sustaining

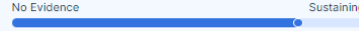
Fidelity to teaching leadership principles resulting in highly effective students and adults who are leaders in their school and community.

Culture Results

No Evidence  Sustaining

Fidelity to creating a leadership culture resulting in a high-trust environment where every person's voice is heard and their potential is affirmed.

Academic Results

No Evidence  Sustaining

Fidelity to aligning academic systems resulting in engaged students who are equipped to achieve and entrusted to lead their own learning.

September 24th, 2024

CELEBRATIONS

- **Achieving Lighthouse Status**
- **Career Expo** – We hosted a Career Expo at the Stavely Community Hall and WMES, ABD and JTF attended. There were over 60 presenters.
- **\$10 000 Indigo Love of Reading Grant recipient**- to purchase new books and furniture to help us achieve our school WIG.
- **Leadership Events** – Spirit Week, Food Drive, Leadership Day, Remembrance Day with Stavely Community members.
- **Culture Events** – Meet 'n Greet BBQ, Terry Fox Run, Welcome Back Breakfast, Halloween Dance and Carnival, Pumpkin carving, Christmas Concert, Classroom Field Trips (all of which align with curricular outcomes), Vulcan Pool in celebration for reading our school WIG, socio-emotional groups through Lego Club and Recess Club, Friend Friday (full-school lunch with special friends).
- **Academics** – Goal Setting Conferences, Celebration of Learning, PAT results, AERR results, MRA results,
- **Place-based learning** – Willow Creek adventure, Clear Lake Ice-Fishing, Report-A-Poacher presentation, I First Nations, Metis and Inuit culture and place-based learning integrated in all classes and experiences when possible.
- **Athletics** – Volleyball, Basketball and Track teams and tournaments, introduction to lacrosse and pickleball.

GROWTH AREAS

The results we are targeting from our 2023 MRA Data are:

WIG -76% of our students will read at or above grade level by June 1, 2025.

Student Leadership | Interpersonal Development

WIG: Stavely School students will increase interpersonal skill development from 83% - 86% by May 2025.

Supportive Student Environment | Trusting Relationships

WIG: We will increase the number of students reporting a high trust relationship with a Stavely School staff member from 91 - 93% by May 2025.

Goal Achievement | Student Goal Support

WIG: 100% of Stavely students participating will meet the acceptable/satisfactory standard, and 40% of Stavely students will achieve the standard of excellence on grade-level assessments.

NEXT STEPS

Leadership:

- Implement a structured accountability partner program where each student meets with their designated peer partner weekly to review progress, set specific next steps, and provide mutual support for achieving their WIGs. This program will be supported with effective goal-setting, communication, and peer support techniques.
- Staff will continue to teach socio-emotional learning to increase students' self-awareness, interpersonal skills, perspective and self-advocacy for success as supported by Dr. Chris Mattatall and Dr. Robin Bright professional development sessions.
- Continue to facilitate social and communicative skill building through Lego Club, work with our SLP team and lunch programs (Friend Friday, intentional groupings for continued lunch social chats).

Culture:

- Each student will be paired with a staff member of their choice, after completing the September Student Trust and Interest activity.
- Establish a collaborative inquiry framework where staff engage in monthly professional learning communities.
- 2nd Annual Career Expo.

Academics:

- Staff will engage in professional development that encompasses Visible Learning and the Science of Learning to augment our pedagogy to transfer learning and increase student achievement.
- Increase student engagement and transfer of learning through localized curriculum with knowledge-based, constructivist and deep learning pedagogy focused on developing 21st-century knowledge, skills and attributes.
- All staff will continue literacy pedagogy and assessment to ensure all students show growth in reading.